

Now Yesterday

Search:

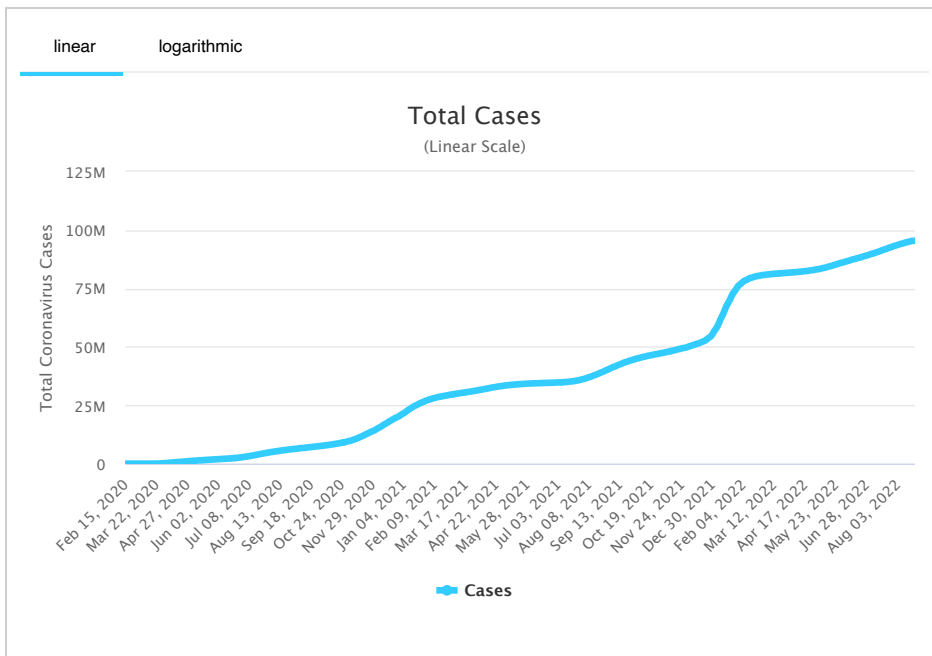
#	USA State	Total Cases	New Cases	Total Deaths	New Deaths	Total Recovered	Active Cases	Tot Cases/ 1M pop	Deaths/ 1M pop	Total Tests
	USA Total	95,449,606		1,066,082		90,893,151	3,490,373			1,096,7
1	California (/coronavirus/usa/california/)	10,986,097		94,647		10,205,516	685,934	278,043	2,395	181,7
2	Texas (/coronavirus/usa/texas/)	7,730,785		90,392		7,332,514	307,879	266,617	3,117	70,4
3	Florida (/coronavirus/usa/florida/)	7,014,592		79,236		6,691,569	243,787	326,598	3,689	62,0
4	New York (/coronavirus/usa/new-york/)	6,118,170		71,329		5,991,581	55,260	314,501	3,667	117,4
5	Illinois (/coronavirus/usa/illinois/)	3,653,947		39,199		3,472,178	142,570	288,352	3,093	57,8
6	Pennsylvania (/coronavirus/usa/pennsylvania/)	3,147,474		46,474		3,051,334	49,666	245,858	3,630	27,8
7	North Carolina (/coronavirus/usa/north-carolina/)	3,074,964		25,760		3,006,390	42,814	293,186	2,456	26,3
8	Ohio (/coronavirus/usa/ohio/)	3,026,110		39,310		2,910,126	76,674	258,883	3,363	22,3
9	Georgia (/coronavirus/usa/georgia/)	2,829,283		39,472		2,694,153	95,658	266,475	3,718	26,5
10	Michigan (/coronavirus/usa/michigan/)	2,731,787		37,774		2,623,306	70,707	273,538	3,782	26,0
11	New Jersey (/coronavirus/usa/new-jersey/)	2,656,736		34,467		2,447,440	174,829	299,108	3,880	30,8
12	Tennessee (/coronavirus/usa/tennessee/)	2,254,029		27,315		2,204,539	22,175	330,059	4,000	13,5
13	Arizona (/coronavirus/usa/arizona/)	2,237,208		30,982		2,160,518	45,708	307,363	4,257	20,5
14	Virginia (/coronavirus/usa/virginia/)	2,017,131		21,263		1,917,779	78,089	236,322	2,491	19,1
15	Massachusetts (/coronavirus/usa/massachusetts/)	1,996,454		21,342		1,960,395	14,717	289,656	3,096	46,5
16	Indiana (/coronavirus/usa/indiana/)	1,876,822		24,343		1,669,560	182,919	278,782	3,616	20,7
17	Wisconsin (/coronavirus/usa/wisconsin/)	1,818,770		15,013		1,750,686	53,071	312,373	2,578	17,5

18	Washington (/coronavirus/usa/washington/)	1,770,649	13,920	1,706,126	50,603	232,524	1,828	17,6
19	South Carolina (/coronavirus/usa/south-carolina/)	1,650,748	18,227	1,522,043	110,478	320,614	3,540	17,3
20	Colorado (/coronavirus/usa/colorado/)	1,622,542	13,848	1,549,089	59,605	281,753	2,405	19,7
21	Minnesota (/coronavirus/usa/minnesota/)	1,621,194	13,393	1,600,695	7,106	287,465	2,375	23,1
22	Missouri (/coronavirus/usa/missouri/)	1,599,741	21,157	1,503,568	75,016	260,653	3,447	14,6
23	Kentucky (/coronavirus/usa/kentucky/)	1,515,984	16,588	1,415,500	83,896	339,323	3,713	13,6
24	Alabama (/coronavirus/usa/alabama/)	1,470,163	20,046	1,311,406	138,711	299,838	4,088	8,1
25	Louisiana (/coronavirus/usa/louisiana/)	1,413,628	17,795	1,353,384	42,449	304,085	3,828	16,5
26	Maryland (/coronavirus/usa/maryland/)	1,211,634	15,114	1,154,674	41,846	200,413	2,500	22,6
27	Oklahoma (/coronavirus/usa/oklahoma/)	1,150,203	14,643	1,117,730	17,830	290,678	3,701	5,4
28	Utah (/coronavirus/usa/utah/)	1,023,669	4,953	1,004,522	14,194	319,302	1,545	9,4
29	Iowa (/coronavirus/usa/iowa/)	951,309	9,882	897,728	43,699	301,518	3,132	8,4
30	Arkansas (/coronavirus/usa/arkansas/)	923,512	11,861	900,759	10,892	306,021	3,930	7,3
31	Mississippi (/coronavirus/usa/mississippi/)	900,888	12,758	853,282	34,848	302,703	4,287	7,0
32	Oregon (/coronavirus/usa/oregon/)	872,287	8,354	815,033	48,900	206,814	1,981	12,3
33	Connecticut (/coronavirus/usa/connecticut/)	869,106	11,180	832,107	25,819	243,769	3,136	15,5
34	Kansas (/coronavirus/usa/kansas/)	853,538	8,974	815,061	29,503	292,978	3,080	2,3
35	Nevada (/coronavirus/usa/nevada/)	837,104	11,353	766,096	59,655	271,773	3,686	6,8
36	New Mexico (/coronavirus/usa/new-mexico/)	606,805	8,365	570,383	28,057	289,392	3,989	7,7
	West Virginia	574,724	7,251	563,943	3,530	320,690	4,046	6,6

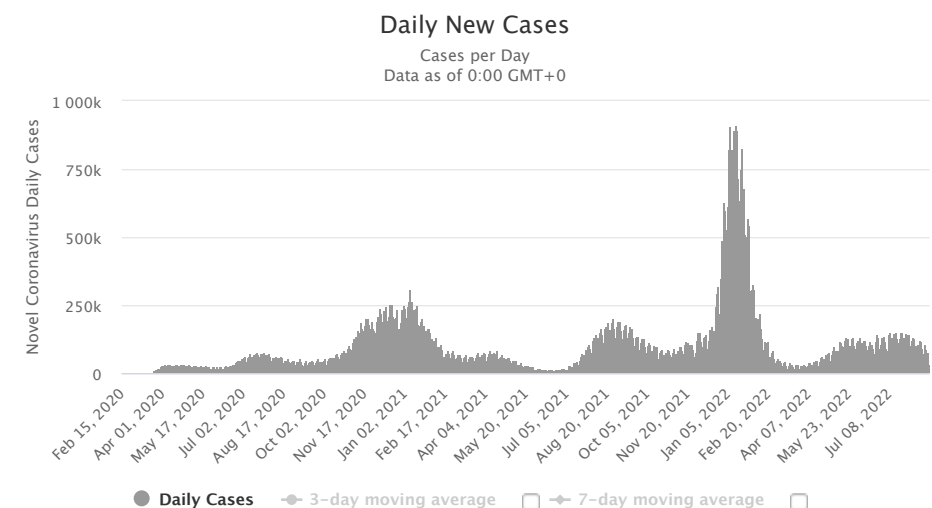
37	(/coronavirus/usa/west-virginia/)									
38	Nebraska (/coronavirus/usa/nebraska/)	525,171		4,445		507,293	13,433	271,489	2,298	5,5
39	Idaho (/coronavirus/usa/idaho/)	486,587		5,092		470,254	11,241	272,283	2,849	3,1
40	Rhode Island (/coronavirus/usa/rhode-island/)	414,931		3,636		405,286	6,009	391,680	3,432	8,2
41	New Hampshire (/coronavirus/usa/new-hampshire/)	342,916		2,647		337,731	2,538	252,198	1,947	4,8
42	Hawaii (/coronavirus/usa/hawaii/)	335,518		1,619		321,414	12,485	236,969	1,143	4,1
43	Montana (/coronavirus/usa/montana/)	302,455		3,490		296,887	2,078	282,991	3,265	2,7
44	Delaware (/coronavirus/usa/delaware/)	300,955		3,039		289,573	8,343	309,064	3,121	1,0
45	Maine (/coronavirus/usa/maine/)	280,403		2,499		271,516	6,388	208,600	1,859	5,2
46	Alaska (/coronavirus/usa/alaska/)	277,007		1,296		268,545	7,166	378,660	1,772	4,2
47	North Dakota (/coronavirus/usa/north-dakota/)	262,304		2,329		257,412	2,563	344,203	3,056	6
48	South Dakota (/coronavirus/usa/south-dakota/)	254,670		2,979		247,481	4,210	287,874	3,367	2,2
49	Wyoming (/coronavirus/usa/wyoming/)	173,487		1,871		169,457	2,159	299,757	3,233	1,4
50	District Of Columbia (/coronavirus/usa/district-of-columbia/)	165,055		1,376		159,793	3,886	233,872	1,950	3,0
51	Vermont (/coronavirus/usa/vermont/)	138,145		693		135,453	1,999	221,390	1,111	4,0
52	Puerto Rico	906,831		4,909		828,466	73,456	267,743	1,449	4,5
53	Guam	57,361		390		56,436	535			5
54	United States Virgin Islands	22,393		122		22,062	209			4
55	Northern Mariana Islands	13,050		40		12,948	62			1
56	American Samoa	8,042		33		N/A	N/A			
57	Veteran Affairs	740,248		22,702		704,383	13,163			8,6
58	US Military	697,522		689		659,980	36,853			
59	Federal Prisons	70,516		313		69,414	789			1

60	Navajo Nation	64,081	1,886	N/A	N/A			
61	Grand Princess Ship	122	7	115	0			
62	Wuhan Repatriated	3		3	0			
63	Diamond Princess Ship	46		46	0			
	Total:	95,449,606	1,066,082	90,893,151	3,490,373			1,096,7

Total Coronavirus Cases in the United States

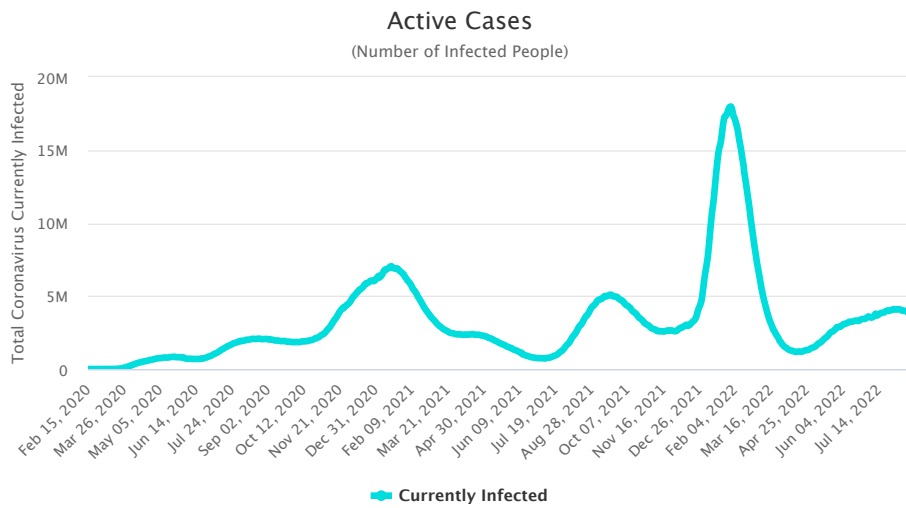


Daily New Cases in the United States

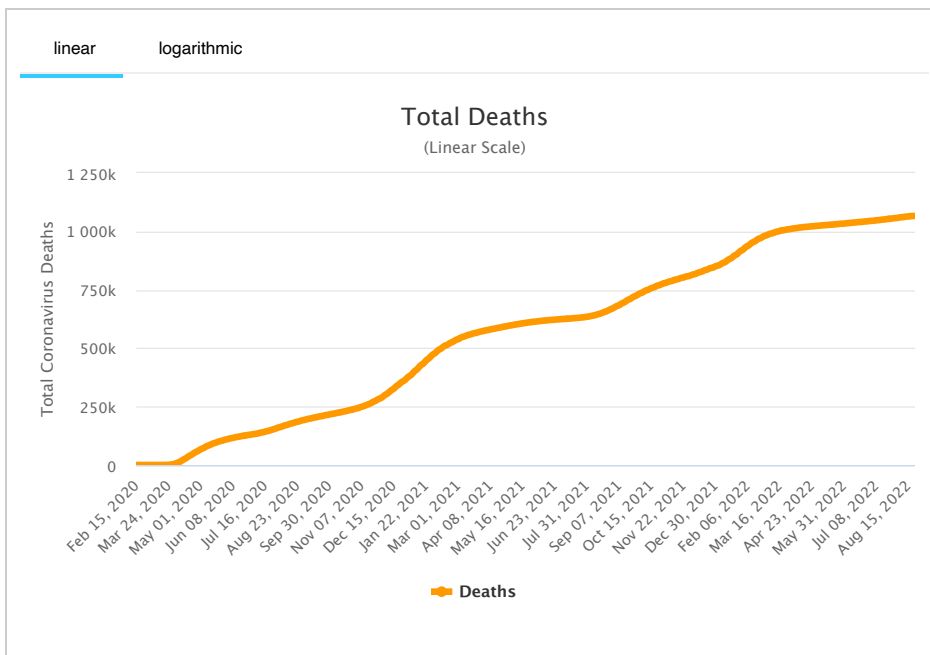


See also: [Daily Deaths Graph](#)

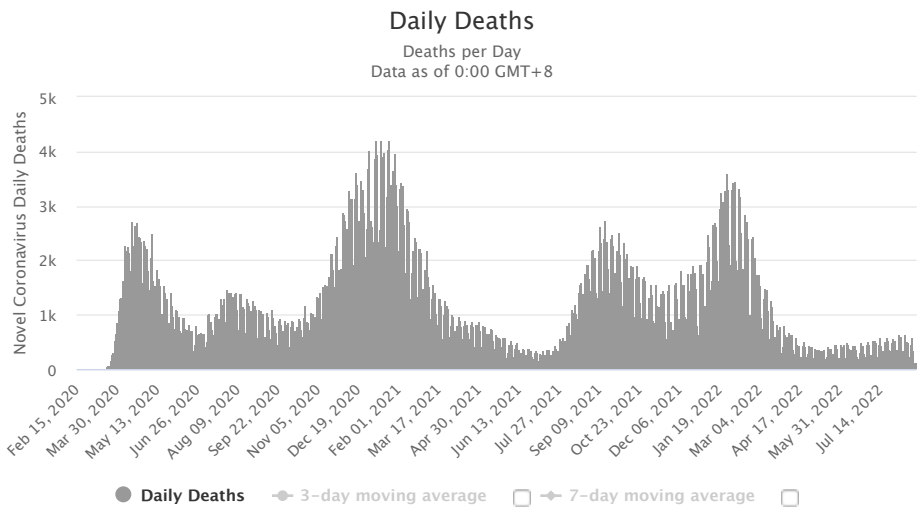
Active Cases in the United States



Total Coronavirus Deaths in the United States



Daily New Deaths in the United States



See also: [Daily Cases Graph](#)

Latest News

August 22 (GMT)

Updates

- 35,173 new cases and 112 new deaths in [the United States \(/coronavirus/country/us/\)](#)

August 21

August 20

August 19

August 18

August 17

[View More News](#)

Historical account of the initial stages of the epidemic in the United States

Content:

- First 20 cases in the United States
- Progression of first suspected cases
- Timeline of initial events
- Sources for the historical account

First 20 cases in the United States

Information collected on the first 20 domestic cases (not including repatriated cases and Diamond Princess cruise ship evacuee cases) is presented in the table below:

State	Cases	Sex	Age	Date	Case #	Location	Source
Oregon	1			Feb. 29	17 th	Washington C.	
Washington	2			Feb. 29	18, 19 th		
	1	M	30s	Jan. 21	1 st	Snohomish	[7]
Illinois	1			Mar. 1	20 th		
	1	M	60s	Jan. 30	6 th	Chicago	[12]
	1	F	60s	Jan. 24	2 nd	Chicago	[8]
California	2	unkn.	unkn.	Jan. 26	3 rd , 4 th	Orange C., L.A.	[9]
	1	M	adult	Jan. 31	7 th	Santa Clara C.	[17][18]
	1	F	unkn.	Feb. 2	9 th	Santa Clara C.	
	1	M	57	Feb. 2	10 th	San Benito C.	
	1	F	57	Feb. 2	11 th	San Benito C.	
	1		65	Feb. 28	16 th	Santa Clara C.	
	1			Feb. 21	13 th	Humboldt C.	
	1			Feb. 21	14 th	Sacramento C.	
	1			Feb. 26	15 th	[Northern California]	
Massachusetts	1	M	20s	Feb. 1	8 th	Boston	[16]
Arizona	1	unkn.	student	Jan. 26	5 th	Maricopa County	
Wisconsin	1			Feb. 5	12 th	Madison	

Patients Under Investigation (PUI) in the United States

CDC in the early stages released information regarding the number of cases and people under investigation that was updated regularly on Mondays, Wednesdays, and Fridays. Below we provide the historical reports that we were able to gather in order to track the progression in the number of suspected cases and US states involved through time in the initial stages

As of Feb. 10:

<i>Number of U.S. States with PUI</i>	<i>36</i>
Positive	12
Negative	318
Pending (specimens awaiting testing)	68
TOTAL	398

As of Feb. 7:

<i>Number of U.S. States with PUI</i>	<i>36</i>
Positive	12
Negative	225
Pending (specimens awaiting testing)	100
TOTAL	337

As of Feb. 5:

<i>Number of U.S. States with PUI</i>	<i>36</i>
Positive	11
Negative	206
Pending (specimens awaiting testing)	76
TOTAL	293

As of Feb. 3:

<i>Number of U.S. States with PUI</i>	<i>36</i>
Positive	11
Negative	167
Pending (specimens awaiting testing)	82
TOTAL	260

As of January 31:




<i>Number of U.S. States with PUI</i>	<i>36</i>
Positive	6
Negative	114
Pending (specimens awaiting testing)	121
TOTAL	241

Previously, as of January 29, there were 92 suspected cases awaiting testing.

--	--

Number of U.S. States with PUI	36
Positive	5
Negative	68
Pending (specimens awaiting testing)	92
TOTAL	165

Timeline of Events

-  On January 31, HHS declared Coronavirus a Public Health Emergency in the US (<https://www.hhs.gov/about/news/2020/01/31/secretary-azar-declares-public-health-emergency-us-2019-novel-coronavirus.html>)
As of Jan. 31, the Wuhan coronavirus is officially a public health emergency in the United States, Alex Azar, secretary of the US Department of Health and Human Services (HHS), announced at a White House press briefing.
-  On Jan. 31, the U.S. Centers for Disease Control and Prevention (CDC) **issued a federal quarantine for 14 days** affecting the 195 American evacuees from Wuhan, China. Starting Sunday, Feb. 2, U.S. citizens, permanent residents and immediate family who have visited China's Hubei province will undergo a **mandatory 14 days quarantine** and, if they have visited other parts of China, they would be screened at airports and asked to self-quarantine for 14 days. The last time the CDC had issued a quarantine was over 50 years ago in the 1960s, for smallpox.
-  President Donald Trump signed an order on Jan. 31 for the U.S. to **deny entry to foreign nationals who traveled to China** within the preceding two weeks, aside from the immediate family of U.S. citizens.
- On Jan. 30, the CDC had confirmed the **first case of person to person transmission in the U.S.:** ^[12] the husband of the Chicago, Illinois case who had returned from Wuhan, China on Jan. 13 and who tested positive for the virus on Jan. 24).
- CDC stated on Jan. 30 that "It is likely there will be more cases of 2019-nCoV reported in the U.S. in the coming days and weeks, including more person-to-person spread."^[12]
- The virus had been confirmed in **5 states**.
- On Jan. 31, **New York City** health officials vehemently denied the rumor regarding a coronavirus case in the city. ^[13] On Feb. 1, however, the city's health commissioner did report that there was a test being performed on a person under 40 who had returned from China, developed matching symptoms, and tested negative to the seasonal flu.
- Most US patients had recently visited Wuhan.**
- All of the first five U.S. cases were described as **mild**.
- A study on the first US case of novel coronavirus detailed mild symptoms followed by pneumonia (https://www.cnn.com/2020/01/31/health/washington-coronavirus-study-nejm/index.html?utm_term=link&utm_medium=social&utm_content=2020-02-01T00)

U.S. Airlines suspended ALL flights between the U.S. and China

On Friday, January 31, Delta, American and United announced they would temporarily suspend all of their mainland China flights in response to the coronavirus outbreak.^[14]

Prior to this January 31 announcement:

- UNITED AIRLINES**
on Jan. 28 had announced it would cut 24 flights between the U.S. and China for the first week of February.
- AMERICAN AIRLINES**

on Jan. 29 had announced it would suspend flights from Los Angeles to Shanghai and Beijing from Feb. 9 through March 27, 2020. It will maintain its flight schedules (10 daily A/R) from Dallas-Fort Worth to Shanghai and Beijing, as well as from Los Angeles and Dallas-Fort Worth to Hong Kong.

- **DELTA**

had not adjusted its schedule of direct flights from the U.S. to China. It is the only airline with direct flights to not take action so far.

The White House was considering issuing a ban on flights between the United States and China, as of late Jan. 28^[11]. Italy has announced on January 31 that it was suspending all flights to and from China following the first 2 cases of coronavirus in Italy.

Travel Alert: Do Not Travel to China

- The U.S. State Department on January 30 issued a **Level 4: Do Not Travel to China Alert** (<https://travel.state.gov/content/travel/en/traveladvisories/traveladvisories/china-travel-advisory.html>) ^[4] (the highest level of alert).
- Previously, on January 29, the advisory was set at a lower "Level 3: Reconsider Travel" advising not to travel to Hubei Province: (Level 4) and reconsider travel to the remainder of China (Level 3).
- The CDC on Jan. 28 issued a Level 3 Warning (<https://wwwnc.cdc.gov/travel/notices/warning/novel-coronavirus-china>), recommending that travelers **avoid all nonessential travel to China** ^[5].

Screening incoming passengers at 20 airports in the U.S.

On January 17, the CDC announced that 3 airports in the United States would begin screening incoming passengers from China: SFO, JFK, and LAX ^[6] Other 2 airports were added subsequently, and on January 28, the U.S. Department of Health and Human Services (HHS) announced that 15 additional U.S. airports (bringing the total to 20) would begin screening incoming travelers from China.

Below is the complete list of airports where screening for the 2019 Novel Coronavirus (2019-nCoV) is in place:

- Los Angeles International (LAX)
- San Francisco International (SFO)
- Chicago O'Hare
- New York JFK
- Atlanta Hartsfield-Jackson International
- Houston George Bush Intercontinental
- Dallas-Fort Worth International
- San Diego International
- Seattle-Tacoma International
- Honolulu International
- Anchorage Ted Stevens International
- Minneapolis-St. Paul International
- Detroit Metropolitan
- Miami International
- Washington Dulles International

- Philadelphia International
- Newark Liberty International
- Boston Logan International
- El Paso International
- Puerto Rico's San Juan Airport

Sources for the historical account

1. Novel Coronavirus (2019-nCoV) situation reports (<https://www.who.int/emergencies/diseases/novel-coronavirus-2019/situation-reports/>) - World Health Organization (<https://www.who.int/>) (WHO)
2. 2019 Novel Coronavirus (2019-nCoV) in the U.S (<https://www.cdc.gov/coronavirus/2019-ncov/cases-in-us.html>) - U.S. Centers for Disease Control and Prevention (<https://www.cdc.gov/>) (CDC)
3. Symptoms of Novel Coronavirus (2019-nCoV) (<https://www.cdc.gov/coronavirus/2019-ncov/about/symptoms.html>) - CDC
4. China Travel Advisory (<https://travel.state.gov/content/travel/en/traveladvisories/traveladvisories/china-travel-advisory.html>) - U.S. State Department, accessed January 31, 2020.
5. Novel Coronavirus in China - Warning - Level 3, Avoid Nonessential Travel (<https://wwwnc.cdc.gov/travel/notices/warning/novel-coronavirus-china>) - CDC, January 28, 2020.
6. Public Health Screening to Begin at 3 U.S. Airports for 2019 Novel Coronavirus ("2019-nCoV") (<https://www.cdc.gov/media/releases/2020/p0117-coronavirus-screening.html>) - CDC January 17, 2020
7. First Travel-related Case of 2019 Novel Coronavirus Detected in United States (<https://www.cdc.gov/media/releases/2020/p0121-novel-coronavirus-travel-case.html>) - CDC, January 21, 2020
8. Second Travel-related Case of 2019 Novel Coronavirus Detected in United States (<https://www.cdc.gov/media/releases/2020/p0124-second-travel-coronavirus.html>) - CDC, January 24, 2020
9. CDC confirms additional cases of 2019 Novel Coronavirus in United States (<https://www.cdc.gov/media/releases/2020/s0126-coronavirus-new-cases.html>) - CDC, January 26, 2020
10. 2019 Novel Coronavirus (2019-nCoV) in the U.S. (<https://www.cdc.gov/coronavirus/2019-ncov/cases-in-us.html>) - CDC, Updated January 29, 2020
11. White House considers ban on flights to China amid coronavirus outbreak (<https://eu.usatoday.com/story/travel/news/2020/01/28/white-house-considers-ban-china-flights-amid-coronavirus-outbreak/4602839002/>) - USA Today, Jan. 28, 2020
12. CDC Confirms Person-to-Person Spread of New Coronavirus in the United States (<https://www.cdc.gov/media/releases/2020/p0130-coronavirus-spread.html>) - CDC Press Release, Jan. 30, 2020
13. NYC Officials Deny Report Of Coronavirus Amid Confusion (<https://www.forbes.com/sites/sergeiklebnikov/2020/01/31/nyc-officials-deny-report-of-coronavirus-amid-confusion/#351e47b5652c>) - Forbes, Jan. 31, 2020
14. Delta, American, United to suspend all China mainland flights as coronavirus crisis grows (<https://eu.usatoday.com/story/travel/2020/01/31/coronavirus-china-flight-ban-delta-cuts-all-flights-white-house/4620989002/>) - USA Today, Jan. 31, 2020
15. Secretary Azar Declares Public Health Emergency for United States for 2019 Novel Coronavirus (<https://www.hhs.gov/about/news/2020/01/31/secretary-azar-declares-public-health-emergency-us-2019-novel-coronavirus.html>) - U.S. Department of Health and Human Services (HHS), Jan. 31, 2020
16. Man returning from Wuhan, China is first case of 2019 Novel Coronavirus confirmed in Massachusetts (<https://www.mass.gov/news/man-returning-from-wuhan-china-is-first-case-of-2019-novel-coronavirus-confirmed-in>) - Massachusetts Department of Public Health, Feb. 1, 2020
17. County of Santa Clara Public Health Department Reports First Case of Novel (new) Coronavirus (<https://www.sccgov.org/sites/phd/news/Pages/novel-coronavirus-1-31-2020.aspx>) - Santa Clara County Public Health, Jan. 31, 2020
18. Coronavirus: First case confirmed in Santa Clara County (<https://www.mercurynews.com/2020/01/31/santa-clara-coronavirus/>) - Mercury News, Jan. 31, 2020

worldometer (/)

[about \(/about/\)](#) | [faq \(/faq/\)](#) | [languages \(/languages/\)](#) | [contact \(/contact/\)](#) | [report coronavirus cases \(/report_us/\)](#)

[\(/newsletter-subscribe/\)](#) <https://twitter.com/Worldometers> <https://www.facebook.com/Worldometers.info>

© Copyright Worldometers.info - All rights reserved - [Disclaimer & Privacy Policy \(/disclaimer/\)](#)

